

SHARLIGHT ELECTRONICS CO. LTD.



True UV-C LED Sterilization Wand

Protect yourself and love ones
everywhere at anytime



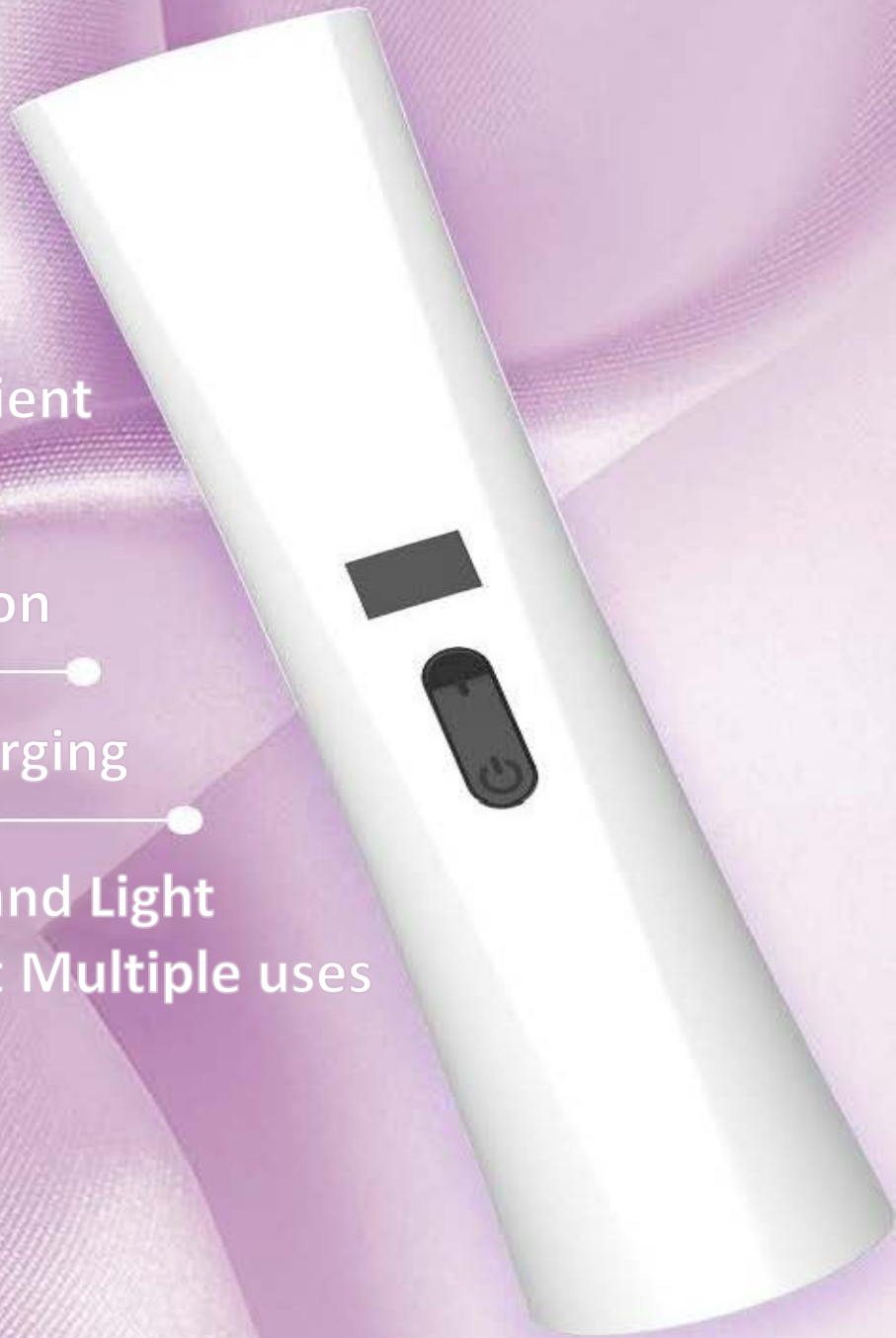
Stylish and Portable Product Design

True and High Efficient
UV-C LED

Fast Sterilization

Fast Charging

Small and Light
Weight Multiple uses





20mW High Intensity UV-C LED
Instant and Efficient Sterilization on
most surface

Create a safe environment for you



True UV-C LED Sterilizer Wand Say Goodbye to Invisible Danger Bacteria, mold, Spore and Virus may all around our environments



Our UVC Sterilizer Wand
Fast remove bacteria
Assure you have a good rest at you own privacy



Easy to operate Multiple Sterilize Uses



01

Door
handle



02

Toys



03

Tableware



04

Cups



05

3C
Products



06

Bathroom





True UV-C LED Sterilization Wand

Say Goodbye to Mold

The Bathroom is always wet and easy to breed the bacteria and mold




True UV-C LED Sterilization Wand Say Goodbye to Virus

Virus often to spread at the office
And other crowd public places




True UV-C LED Sterilization Wand Say Goodbye to Bacteria

Inside the car have many frequent touch parts will grow up germ, such as car seat, handle, steering wheel



Kill bacteria with 3cm distance,
and this cover 5cm circle area



Portable size for all bags

Easy to carry

Easy to use



Front




• Sterilization Time Display

Visible sterilization time

• Switch Function

“T” button is to control the sterilization Time

“” is on/off button

Back

• Quarts Glass

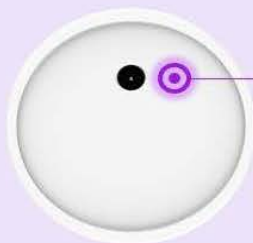
High strength transmission of UV-C LED light

• 20mW High Intensity UV-C LED

True Instant sterilization



Bottom



• Charging hole


1000mA high capacity
Able to use more than 2000 times on full battery

True UV-C LED Technology

Safe and Reliable

Remains sterilization on surface

Sterilization rod range 270nm–280nm



WHY UV-C LED BETTER



VS



More power saving

Power consumption

High

Mercury free

Environmental performance

Mercury

Start immediately

Start time

Need to warm up

Fast and quick sterilization

Disinfection time

Long time

Safe and free from ozone

Produce ozone

Produce

Low Temperature safe

Operating Temperature

High easy to burn

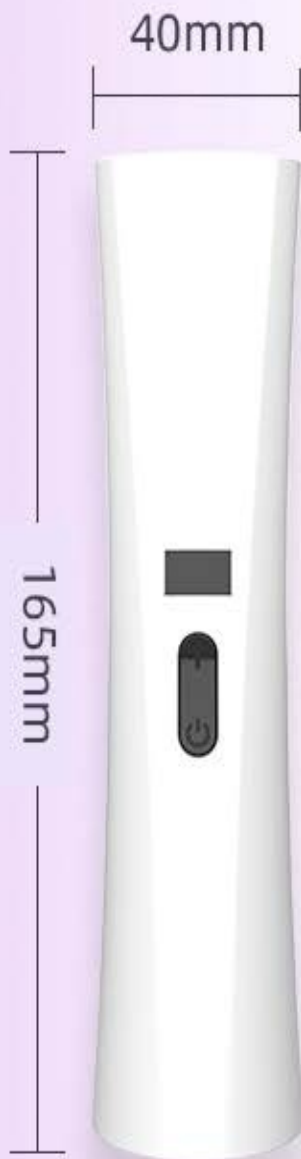
Durable

Attrition rate

The lamp is fragile



Sterilization Wand Spec .



Name

True UV-C LED
Sterilization Wand

Size

165mm*40mm

Weight

70g

Color

Pearl White

Battery

1000mA

Features

Effectively sterilize
bacteria, mold, virus
and spore



WARNING UV-C emitted from this product.
Avoid eye and skin exposure to unshielded product
Follow Installation instructions and user manual.


How to Operate



1

Use Sterilization bar pointing at the object that need to be sterilized. We recommend for the best result of disinfection will be at 3cm distance away from the object.

2

Press “” for 3 seconds, display screen will show 00

3

Then press and hold-on “T” to start sterilization. User can decide when we finish the sterilization timing up to 90 seconds, release “T” button to stop sterilization.

4

Tap “T” button, this will automatically default sterilization to 30 seconds.

5

Product will automatically turn off after sterilization completed.

6

Before use, charge sterilization wand with the providing cable. When the LED displays show “99”, the wand is fully charged and ready to use